

MEWAR HITECH ENGINEERING LIMITED
01- HAWA MAGRI, INDUSTRIAL AREA, SUKHER, UDAIPUR
CIN L29299RJ2006PLC022625

BALANCE SHEET AS AT MARCH 31, 2019

<u>PARTICULARS</u>	<u>NOTE</u>	<u>F.Y. 2018-19 (Rs.)</u>	<u>F.Y. 2017-18 (Rs.)</u>
<u>EQUITY & LIABILITIES:</u>			
(1) SHARE HOLDERS FUNDS			
(a) Share Capital	2.01	3,90,36,000	3,90,36,000
(b) Reserves & Surplus	2.02	6,96,71,439	6,89,99,796
(2) SHARE APPLICATION MONEY			
	2.03	0	0
(3) NON CURRENT LIABILITIES			
(a) Long Term Borrowings	2.04	10,49,40,365	7,20,36,834
(b) Deferred Tax Liabilities (Net)		7,87,832	7,87,832
(4) CURRENT LIABILITIES			
(a) Short Term Borrowings	2.05	9,43,63,742	11,06,07,782
(b) Trade Payables	2.06	14,82,70,251	18,43,75,110
(c) Other Short Term Liabilities	2.07	28,03,425	71,36,488
(d) Short Term Provisions	2.08	1,93,18,081	3,16,06,983
TOTAL		47,91,91,135	51,45,86,825
<u>ASSETS:</u>			
(1) NON CURRENT ASSETS:			
(a) FIXED ASSETS			
Tangible Assets	2.09	7,69,68,047	7,85,67,044
(b) Non Current Investments	2.10	16,88,712	16,88,712
(c) Long Term Loans & Advances	2.11	38,44,903	21,54,050
(2) CURRENT ASSETS			
(a) Inventories	2.12	25,29,20,910	26,98,65,050
(b) Trade Receivables	2.13	10,39,31,714	12,41,72,425
(c) Cash & Cash Equivalents	2.14	26,32,642	45,95,514
(d) Short Term Loans & Advances	2.15	1,29,05,368	1,07,02,924
(3) MISC EXPENDITURE			
	2.16	2,42,98,839	2,28,41,107
TOTAL		47,91,91,135	51,45,86,825
SIGNIFICANT ACCOUNTING POLICIES AND NOTES ON ACCOUNTS	1 & 2		

In terms of our audit report on even date.

For: M/s SAGAR GOLCHHA & Co.

CHARTERED ACCOUNTANTS

FIRM REG. NO. - 007755C


FOR : MEWAR HITECH ENGINEERING LTD.

[CA Sagar Golchha]

Proprietor

[M.N.076797]

Udaipur, 03 July 2019



[C.S. Rathore]

DIN - 01748904

(Director)

[Reena Rathore]

DIN - 01748907

(Director)

MEWAR HITECH ENGINEERING LIMITED
01- HAWA MAGRI, INDUSTRIAL AREA, SUKHER, UDAIPUR

<u>PARTICULARS</u>	<u>NOTE</u>	<u>F.Y. 2018-19 (Rs.)</u>	<u>F.Y. 2017-18 (Rs.)</u>
I. INCOME			
(a) Revenue From Operations	2.17	60,24,69,947	62,03,34,167
(b) Other Income	2.18	16,43,379	39,14,038
Total Revenue (a&b)		TOTAL 60,41,13,326	62,42,48,205
II. EXPENDITURE			
(a) Raw Material Consumed	2.19	44,18,76,725	47,50,63,640
(b) Changes In Inventories	2.20	3,65,69,295	57,51,520
(c) Manufacturing & Direct Expenses	2.21	3,78,07,145	3,91,76,776
(d) Employee Benefit Expenses	2.22	1,73,54,563	1,83,04,329
(e) Finance Cost	2.23	2,08,13,987	2,22,84,331
(f) Depreciation	2.09	1,27,19,592	1,15,18,176
(g) Other Expenses	2.24	3,24,09,691	2,97,46,289
Total Expenses (a to g)		TOTAL 59,95,50,997	60,18,45,061
III. PROFIT BEFORE TAX	(I-II)	45,62,329	2,24,03,144
IV TAX EXPENSES			
(a) Income Tax Current Year Provision		15,00,000	75,00,000
(b) Income Tax Related to Earlier Year		23,90,687	24,98,761
V PROFIT FOR THE YEAR	(III-IV)	6,71,642	1,24,04,383
VI EARNING PER EQUITY SHARE		0.17	3.18
Basic & Diluted			


SIGNIFICANT ACCOUNTING POLICIES AND NOTES ON ACCOUNTS 1 & 2

In terms of our audit report on even date.


For: M/s SAGAR GOLCHHA & Co.

CHARTERED ACCOUNTANTS

FIRM REG. NO. - 007755C



[CA Sagar Golchha]
Proprietor
[M.N.076797]
Udaipur, 03 July 2019



FOR : MEWAR HITECH ENGINEERING LTD.



[C.S.Rathore]

DIN - 01748904

(Director)



[Reena Rathore]

DIN - 01748907

(Director)

MEWAR HITECH ENGINEERING LIMITED
01- HAWA MAGRI, INDUSTRIAL AREA, SUKHER, UDAIPUR

NOTES TO THE BALANCE SHEET:

F.Y. 2018-19 (Rs.) F.Y. 2017-18 (Rs.)

NOTE- 2.01

SHARE CAPITAL

AUTHORISED SHARE CAPITAL:

[45,00,000 Equity Share of Rs. 10/- each]

4,50,00,000 4,50,00,000

ISSUED, SUBSCRIBED & PAID UP:

Equity Share of Rs.10/- each

3,90,36,000 3,90,36,000

The reconciliation of the number of shares outstanding and the amount of share capital as at March 31,2019 and March 31,2018 is set out below:

Particulars	As at March. 31, 2019		As at March 31, 2018	
	No. of Shares	Rs.	No. of Shares	Rs.
Shares at the beginning	39,03,600	3,90,36,000	39,03,600	3,90,36,000
Add : Shares issued	0	0	0	0
Shares at the end	39,03,600	3,90,36,000	39,03,600	3,90,36,000

NOTE- 2.02

RESERVES & SURPLUS

SECURITY PREMIUM

Opening Balance

39192000

Add: On Share Issued during the year

0

3,91,92,000

3,91,92,000

PROFIT & LOSS

Opening Balance

2,98,07,797

Add : Net Profit for the period

6,71,642

3,04,79,439

2,98,07,797

TOTAL

6,96,71,439

6,89,99,797

NOTE- 2.03

SHARE APPLICATION MONEY:

TOTAL 0 0

NOTE- 2.04

LONG TERM BORROWINGS

(A) SECURED

Small Industrial Development Bank of India

24,23,600

[Agt Hyp. of VTL Machine 500mm]

Less : Current Maturity

5,88,000

18,35,600

24,23,600

TOTAL (A)

18,35,600

24,23,600

(B) UNSECURED

(a) Term Loans from Banks

Dewan Housing Finance Corporation Ltd

[Mortgage Loan against H.No. 3C, Ambavgarh, Udaipur owned by Director Mrs.Reena Rathore & Sh.Sh.C.S.Rathore]

5,36,06,002

Less : Current Maturity

15,46,070

5,20,59,932

5,35,37,501

Fullerton India credit Co.Ltd (Business Loan - 30.44 Lakh)

6,69,355

Less : Current Maturity

6,69,355

0

6,69,355

(b) Loan from Others

Fatehlal Harkawat

0


2,00,000

Shree Balaji Construction (Jodhpur)

0

35,43,885

[Signature]



MEWAR HITECH ENGINEERING LIMITED
01- HAWA MAGRI, INDUSTRIAL AREA, SUKHER, UDAIPUR

NOTE- 2.04 ,Cont.....

F.Y. 2018-19 (Rs.) F.Y. 2017-18 (Rs.)

(c) **Loans & Advances from Related Parties (Interest bearing)**

Kingson Hi -Tech Industries	0	29,10,748
Mewar Technocast P.Ltd	2,82,08,303	0
Shiv Singh Rathore (Rawatbhata)	0	2,23,400
Shri Chattar Singh Rathore	68,99,021	85,28,345
Mrs. Reena Rathore	11,90,402	0
V.S.R Rocks Engineering	1,47,47,107	0
	TOTAL (B)	6,96,13,234
	TOTAL (A+B)	7,20,36,834

*Segregation of Long Term & Short term Borrowings are on discretion of Management.

NOTE- 2.05

SHORT TERM BORROWINGS

SECURED

Loans Repayable on Demand 'From Banks

Corporation Bank C.C A/c - 560101000094698 [W.C. Loan]	9,43,63,742	9,79,82,782
Corporation Bank A/c No-571111000001793	0	1,26,25,000
571111000001793 [Inland Bill discount]]	TOTAL	11,06,07,782

Working capital loan are secured by hypothecation of present and future stock of raw material, finished good, work in progress, store spare, book debts etc.

NOTE- 2.06

TRADE PAYABLE

(a) **Trade Creditors**

More Than 180 Days	2,60,40,232	2,47,79,225
Less Than 181 Days (As per Statement-1)	9,82,21,393	9,21,19,927
	TOTAL (a)	11,68,99,152

(b) **Advance From Customers**

More Than 180 Days	54,33,099	1,83,52,142
Less Than 180 Days (As per Statement-2)	1,85,75,528	4,91,23,816
	TOTAL (b)	6,74,75,958
	TOTAL (a+b)	18,43,75,110



S. K. Singh

MEWAR HITECH ENGINEERING LIMITED
01- HAWA MAGRI, INDUSTRIAL AREA, SUKHER, UDAIPUR

NOTE- 2.07

F.Y. 2018-19 (Rs.) F.Y. 2017-18 (Rs.)

OTHER SHORT TERM LIABILITIES

Current Maturities of Long Term Debt

Corp Bank T/L Rs.210 Lac A/c No.130005	0	42,00,004
Fullerton India Credit Co Ltd. (Business Loan)	6,69,355	8,65,834
ICICI Bank Ltd. (Creta)	0	22,659
Small Industrial Development Bank of India	5,88,000	5,88,000
Dewan Housing Finance Corporation Ltd	15,46,070	14,59,991
TOTAL	28,03,425	71,36,488

NOTE- 2.08

SHORT TERM PROVISIONS

Audit & Legal Fee Payable	3,53,900	1,31,320
Bonus Payable	11,17,256	12,44,525
Civil Wages Payable	70,486	45,460
CST Recovered	9,98,706	3,19,150
Director Remuneration Payable	0	2,69,193
E.P.F. Payable	3,78,578	4,51,423
ESI Payable	1,18,966	2,50,852
Excise Duty Payable	0	39,56,703
FBT Payable	59,024	59,024
GST Payable	68,54,705	1,04,91,186
GST Payable - Belgaum Branch	18,027	18,027
Interest Payable to financial Institutions	0	58,286
Outstanding Expenses	0	6,952
Provision for Taxation for the Year	15,00,000	75,00,000
S.D. Against C Form (Not to Deposit) °	32,941	32,941
Salary Payable	27,43,185	30,35,381
Service Tax Payable	8,33,662	8,33,662
TCS Payable	1,14,551	17,854
TDS Payable	15,24,518	12,68,652
Vat Payable - Assam Branch	41,837	41,837
Vat Payable - Belgaum Branch	22,562	22,562
Wages Payable	25,35,177	15,51,993
TOTAL	1,93,18,081	3,16,06,983

NOTE- 2.10

NON CURRENT INVESTMENTS

Equity Share in Mewar Technocast P. Ltd.	10,00,000	10,00,000
Gold Coins	1,29,245	1,29,245
Kingson Africa P.Ltd	5,59,467	5,59,467
TOTAL	16,88,712	16,88,712



MEWAR HITECH ENGINEERING LIMITED
01- HAWA MAGRI, INDUSTRIAL AREA, SUKHER, UDAIPUR

NOTE- 2.11

F.Y. 2018-19 (Rs.) F.Y. 2017-18 (Rs.)

LONG TERM LOANS & ADVANCES

(Secured Considered Good)

(a) **Other Advances**

Birendra Nehpal	15,000	15,000
Lakhan Poswal	19,00,000	0
Meenakshi Property	4,00,000	4,00,000
Narendra Gehlot-Contractor	0	1,05,747
Pantomath Capital Advisors P.Ltd	2,34,618	2,34,618
Pradeep Kumar Danga	3,08,350	2,13,750
Ram Naresh Yadav-Contractor	0	98,000
Shivraj Singh Ji Saktawat	7,61,753	7,61,753
Skylark Studio	0	1,00,000
Thomas Cook India P Ltd	1,00,000	1,00,000
TOTAL (a)	37,19,721	20,28,868

(b) **Security Deposits**

Security Deposit with A.V.V.N.L	31,309	31,309
Security Deposit with B.S.N.L	11,600	11,600
Security Deposit with CTO	10,000	10,000
Security Deposit with UPRVUNL-Panki	72,273	72,273
TOTAL (b)	1,25,182	1,25,182
TOTAL (a+b)	38,44,903	21,54,050

NOTE- 2.12

INVENTORIES

Raw Material	6,96,41,055	5,00,15,900
Work In Progress / Finished Goods	18,32,79,855	21,98,49,150
(Inventories are valued and certified by the Management.)	TOTAL	26,98,65,050

NOTE- 2.13

TRADE RECEIVABLES


(Secured Considered Good)

(a) **Trade Debtors**

More Than 180 Days	3,44,16,777	5,64,43,323
Less Than 180 Days (As per Statement-3)	6,17,47,124	5,83,32,977
TOTAL (a)	9,61,63,901	11,47,76,299

(b) **Advance to Suppliers**

More Than 180 Days	62,55,990	64,02,291
Less Than 180 Days (As per Statement-4)	15,11,823	29,93,835
TOTAL (b)	77,67,813	93,96,126
TOTAL (a+b)	10,39,31,714	12,41,72,425



(Signature)

MEWAR HITECH ENGINEERING LIMITED
01- HAWA MAGRI, INDUSTRIAL AREA, SUKHER, UDAIPUR

NOTE- 2.14

F.Y. 2018-19 (Rs.) F.Y. 2017-18 (Rs.)

CASH & CASH EQUIVALENTS

(a) **Balance With Banks**

Corporation Bank C/A 059701601000259	5,62,570	29,33,007
Corporation Bank C/A 059701601000489	3,765	5,141
HDFC Bank Ltd. C/A 22422320000031	8,79,535	9,24,566
SBBJ Bank C/A 3398	0	272
State Bank of India C/A 9075	11,403	764

TOTAL (a) 14,57,273 38,63,749

(b) **Cash in Hand**

TOTAL (b) 11,75,369 7,31,765
TOTAL (a+b) 26,32,642 45,95,514

NOTE- 2.15

SHORT TERM LOANS & ADVANCES

(a) **Advance Against Expenses to Staff/worker**


Advance Against Salary/Wages	6,203	33,957
Advance Against Travelling	3,000	64,037
Loan to Staff & Workers	1,40,853	72,011
Income Tax For Stay -A.Y.2013-14	3,37,039	-90,545
Income Tax For Stay -A.Y.2010-11	1,20,000	1,00,000
Income Tax For Stay -A.Y.2014-15	4,00,000	4,00,000
Income Tax Refund	2,59,306	0
Prepaid Expenses	1,820	0
Prepaid Insurance	52,000	1,27,718
Sanjeev Sharma	59,499	1,73,894
	0	1,17,262

TOTAL (a) 13,79,720 9,98,334

(b) **Security Deposits**

EMD with MOIL Ltd.	74,900	74,900
EMD with Software Technology Parks of India	5,00,000	5,00,000
EMD with UPRVUNL-Kasimpur	26,000	26,000
EMD With UPRVUNL-Obra	1,43,400	1,43,400
HDFC Smart Card	6,277	0
Input Sales Tax/VAT	82,64,099	82,64,099
Input Excise Duty	5,94,522	0
Security Deposit (LPG Belgaum)	0	1,700
Security Deposit with BSE Ltd.	2,33,640	2,33,640
Security Deposit with Chandra Doshi-Landlord	9,000	9,000
Security Deposit with Hamburg Sud India P. Ltd	21,845	21,845
Security Deposit with Man Bhawan Real Estate P. Ltd	0	10,000
Security Deposit with MSC Agency Ind.P. Ltd	20,000	20,000
Security Deposit With RSMML	19,000	19,000
Security Deposit with SAIL	13,333	13,333
Security DepRoyal Imperial Resident Welfare Society	1,00,000	0
Tribunal Appeal Excise Ag Advance Deposit	6,90,164	0
TDS on Interest recoverable from NEFC	7,48,765	1,76,595
TDS Receivable (F.Y. 2015-16)	26,667	77,518
TDS Receivable (F.Y. 2016-17)	10,812	9,972
TDS Receivable (F.Y. 2017-18)	0	84,677
TDS Receivable (F.Y. 2018-19)	23,223	0
Vat Receivable - Jhansi Branch	0	18,911

TOTAL (b) 1,15,25,648 97,04,590
TOTAL (a+b) 1,29,05,368 1,07,02,924



Sagar Golchha

MEWAR HITECH ENGINEERING LIMITED
01- HAWA MAGRI, INDUSTRIAL AREA, SUKHER, UDAIPUR

NOTE- 2.16


F.Y. 2018-19 (Rs.)

F.Y. 2017-18 (Rs.)

MISCELLANEOUS EXPENDITURES

[Not to be written off or adjusted]

Deferred Expenditure	2,28,41,107		
Less : 1/10 W/off	<u>32,92,611</u>	1,95,48,496	2,28,41,107
Deferred Expenditure	50,69,020		
Less : 1/10 W/off	<u>5,06,902</u>	45,62,118	0
(Development Exp. For Hydraulic Power Pack & Gear Box)			
Deferred Expenditure	2,09,139		
Less : 1/10 W/off	<u>20,914</u>	1,88,225	0
TOTAL		<u>2,42,98,839</u>	<u>2,28,41,107</u>



S. K. Singh

MEWAR HITECH ENGINEERING LIMITED
01- HAWA MAGRI, INDUSTRIAL AREA, SUKHER, UDAIPUR

NOTES TO THE PROFIT & LOSS STATEMENT:

2018-19 (Rs.)

2017-18 (Rs.)

NOTE- 2.17

REVENUE FROM OPERATIONS

Supplies of Goods

Supplies of Finished Goods	52,49,24,765	54,18,07,313
Supplies of Finished Goods (Export)	8,36,80,565	8,50,39,283
Supplies (Under Trade)	74,37,117	1,19,37,561
Supplies at Branches	0	1,73,422
	<u>61,60,42,447</u>	<u>63,89,57,579</u>

Supply of Services

Job Work Income	96,67,971	1,32,04,593
Research & Development Income	2,50,000	0
Marketing Service	2,34,990	0
	<u>62,61,95,408</u>	<u>65,21,62,172</u>

Less : Excise Duty	0	1,50,94,634
Less :- Supply Return	2,37,25,461	1,67,33,371
TOTAL	<u>60,24,69,947</u>	<u>62,03,34,167</u>

NOTE- 2.18

OTHER INCOME

Foreign Exchange Gain/Loss	72,591	6,16,326
Security deposit of staff forfeited	0	5,26,828
Interest Income	14,31,890	0
Income from Industrial Training Programme	0	29,600
Rental Income - Plant & Machinery	0	15,00,000
Profit on Sale of Assets	0	8,08,474
Packing & Forwarding	37,898	35,606
Sundry Balance W/off	0	3,97,204
Order Cancellation Charges	1,01,000	0
TOTAL	<u>16,43,379</u>	<u>39,14,038</u>

NOTE- 2.19


RAW MATERIAL CONSUMED

Opening Stock	5,00,15,900		
Add: Purchases	46,15,01,880		
	51,15,17,780		
Less: Closing Stock	6,96,41,055	44,18,76,725	47,50,63,640
* It includes goods for trading also.		<u>44,18,76,725</u>	<u>47,50,63,640</u>
TOTAL		<u>44,18,76,725</u>	<u>47,50,63,640</u>

NOTE- 2.20

INCREASE/(DECREASE) IN FINISHED GOODS/ WIP

Opening Stock	21,98,49,150	22,56,00,670
Closing :- Finished Goods/Work In Progress	18,32,79,855	21,98,49,150
TOTAL	<u>3,65,69,295</u>	<u>57,51,520</u>



S. Kumar

MEWAR HITECH ENGINEERING LIMITED
01- HAWA MAGRI INDUSTRIAL AREA, SUKHER, UDAIPUR

NOTE- 2.21

2018-19 (Rs.)

2017-18 (Rs.)

MANUFACTURING & DIRECT EXPENSES

Diesel & Fuel	9,02,123	5,75,162
Discount & Rebate	6,59,439	6,40,043
Compensation to Buyer	8,31,032	0
Excise on FOC born by Co.	0	6,09,149
Erection & Installation Charges	5,60,300	13,49,787
Freight Inward	43,24,279	55,99,098
Freight Outward, Loading & Unloading Charges	17,46,786	30,92,593
Job Work Charges	28,19,305	61,43,076
Power Expenses	1,97,466	3,63,702
Repair & Maintenance (Direct)	43,74,695	18,95,224
Wages to Workers	2,13,89,379	1,89,06,531
Weightment Charges	2,340	2,410
TOTAL	3,78,07,145	3,91,76,776

NOTE- 2.22


EMPLOYEE BENEFIT EXPENSES

Bonus to employees	11,41,440	12,45,365
Employer Contribution towards ESI	10,26,016	9,42,878
Employer Contribution towards PF	20,22,193	27,03,988
Leave Encashment	3,48,809	1,17,480
Salary to Staff	69,75,399	76,65,904
Staff & Labour Welfare Expenses	11,36,820	6,07,489
Allowance & Perquisites to Staff	47,03,886	50,21,225
TOTAL	1,73,54,563	1,83,04,329

NOTE- 2.23

FINANCE COST

Bank Charges & Commission	6,82,097	15,26,769
Bank Charges (Export)	41,006	2,70,936
Interest on Business Loan	1,87,150	8,68,359
Interest on Cash Credit Limit	1,22,63,308	1,11,18,407
Interest on Equipment Loan	0	5,25,158
Interest On Sales Tax	0	2,10,756
Interest on Term Loan	5,45,068	7,08,367
Interest on Secured Loan	8,358	4,61,546
Interest on Unsecured Loan	68,97,818	48,75,511
Interest on Vehicle Loan	0	2,52,355
Interest to Other	35,219	6,59,154
Interest on TDS Late deposition	0	4,63,330
Interest on Excise Duty	0	19,592
Interest on Foreign Bill Discounted	1,52,783	87,372
Interest on Inland Bill Discounted	0	2,36,719
L.C/B.G Commission Charges	1,180	0
TOTAL	2,08,13,987	2,22,84,331




Shrois

MEWAR HITECH ENGINEERING LIMITED
01- HAWA MAGRI, INDUSTRIAL AREA, SUKHER, UDAIPUR

NOTE- 2.24

OTHER EXPENSES

	<u>2018-19 (Rs.)</u>	<u>2017-18 (Rs.)</u>
Advertisement & Publicity	6,00,783	7,62,344
Annual Maintenance Charges	44,750	1,62,600
Audit & Legal Fee	2,91,000	2,71,000
Audit Expenses	21,079	11,053
Audit Fee (Stock Audit)	15,000	16,320
Book & Periodicals	4,000	5,000
Business Promotion Expenses	5,41,388	11,70,911
Business Promotion Expenses W/off	2,12,900	0
Charity & Donation	9,000	1,07,500
Clearing & Forwarding Exp.(Export)	0	3,77,000
Computer Software	0	10,800
Consultancy Charges	3,19,500	1,67,500
Conveyance Exp.	2,34,323	5,73,926
Credit Rating Expenses	76,852	27,000
Daily Allowance	0	8,800
Demurrage Charges	35,189	82,491
Director Remuneration	33,61,555	42,00,000
Director Travelling Expenses (Business)	3,83,443	5,21,523
Entertainment Expenses	23,097	0
Expenses on Export	0	45,321
Expenses Related to Earlier Year	45,52,553	16,31,233
Export Certification Expenses	4,500	0
Factory Expenses	0	24,020
Fee (Valuation, Tax, Cess etc)	4,41,510	2,76,026
Festival Expenses	59,910	2,86,833
FOC Replacement Expenses	0	52,144
Foundation Day	2,97,972	1,91,897
Gardening Expenses	69,880	0
Gratuity Expenses	5,34,112	1,64,063
Guest House Up Keep	88,736	79,013
Insurance expenses	4,64,741	3,92,809
ISO 9001:2008 Expenses	18,000	0
Late Fee	5,21,818	0
Legal & Professional Exp.	2,28,168	1,44,700
Legal & Professional fee	6,13,950	5,25,727
Leads	7,500	0
Loss on Sale of Assets	3,45,442	0
Membership & Subscription	1,06,017	50,373
Misc. Expenses	3,714	25,538
Misc. Expenses W/off	0	32,92,612
Office Expenses	48,061	66,189
Packing & Forwarding expenses	16,225	52,201
Penalty (BSE Limited)	80,000	0
Penalty (Govt Liab.)	2,12,660	8,33,532
Postage & Courier Charges	92,023	93,114
Printing & Stationery	5,49,048	4,93,888
Product Development Expenditure W/off	13,58,480	0
Recruitment Expenses	0	22,000
Rent - Branch Godown	0	36,000
Rent - Branch Office	0	27,420
Rent - Branch Room	0	16,000
Rent - Plant & Machinery (MITPL)	4,02,000	4,02,000
Rent - Registered office	7,75,000	6,00,000
Rent - Staff Room	73,500	1,22,500



Sagar

MEWAR HITECH ENGINEERING LIMITED
01- HAWA MAGRI, INDUSTRIAL AREA, SUKHER, UDAIPUR

NOTE- 2.24 Cont.....

	<u>2018-19 (Rs.)</u>	<u>2017-18 (Rs.)</u>
Repairs & Maintenance (Indirect)	1,62,124	6,27,369
Research & Development Expenditure W/off.	22,49,047	0
Rounded Off	12,252	0
Sales Commission-Domestic	2,23,420	4,44,720
Sales Commission-Export	32,19,996	23,06,338
Sales Tax Expense (Tax)	0	35,504
Security expenses for safety	1,850	6,000
SME Listing Expenses	27,578	0
Social Welfare Expenses	0	3,55,180
Software Expenses	1,71,842	0
Sundry Balance W/off	8,14,792	0
Tea Expenses	1,11,301	4,43,789
Telephone & Mobile Expenses	6,93,504	1,20,948
Tender Fee	6,957	1,180
Training Expenses	1,15,594	60,400
Travelling Expenses	46,30,809	55,06,472
Vehicle Up-Keep Expenses	16,20,545	11,62,169
Website Expenses	2,08,700	2,53,300
TOTAL	3,24,09,691	2,97,46,289



S. Ghosh



MEWAR HITECH ENGINEERING LIMITED
Reg.- Off- 1-HAWA MAGRI, INDUSTRIAL AREA, SUKHER UDAIPUR
BALANCE SHEET ABSTRACT AND COMPANY'S GENERAL BUSINESS PROFILE

1	COMPANY REGISTRATION DETAILS		
	Corporate Identification No.	U29299RJ2006PTC022625-	2006-07
	Balance Sheet Date	-	31.03.2019
2	CAPITAL RAISED DURING THE YEAR		
	Public Issue	-	10620000
	Right Issue	-	NIL
	Bonus Issue	-	NIL
	Private Placement	-	NIL
3	DETAILS OF MOBILISATION AND DEVELOPMENT OF FUNDS		
	Total Liabilities	-	47,91,91,135
	Total Assets	-	47,91,91,135
	<u>SOURCES OF FUNDS:</u>		
	Paid Up Capital	-	3,90,36,000
	Share Capital Application Money	-	0
	Reserve & Surplus	-	6,96,71,439
	Long Term Borrowings	-	10,49,40,365
	Current Liabilities	-	26,47,55,499
	Deferred Tax	-	7,87,832
	TOTAL	-	47,91,91,135
	<u>APPLICATION OF FUNDS:</u>		
	Net Fixed Assets	-	7,69,68,047
	Non Current Investment	-	16,88,712
	Long Term Loans & Advances	-	38,44,903
	Current Assets	-	37,23,90,633
	Miscellaneous Expenditure	-	2,42,98,839
	Deferred Tax	-	0
	Accumulated Losses	-	0
	TOTAL	-	47,91,91,135
4	PERFORMANCE OF COMPANY		
	Turnover	-	60,24,69,947
	Total Expenditure Before Dep.	-	58,68,31,405
	Profit/Loss Before Tax	-	45,62,329
	Profit/Loss After Tax	-	6,71,642
	Earning Per Share In Rs.	-	0.17
	Dividend Rate %	-	-
5	GENERIC NAME OF THREE PRINCIPAL PRODUCT/ SERVICES OF COMPANY (AS PER MONETARY TERMS)		
	Item code	847420	Product Description
			Const. Equipment


In terms of our report on even date.


For: M/s SAGAR GOLCHHA & Co.
CHARTERED ACCOUNTANTS
 FIRM REG. NO. - 007755C

FOR : MEWAR HITECH ENGINEERING LTD.

[CA Sagar Golchha]
 Proprietor
 [M.N.076797]
 Udaipur, 03 July 2019


 [C.S.Rathore]
 DIN - 01748904
 (Director)



 [Reena Rathore]
 DIN - 01748907
 (Director)


MEWAR HITECH ENGINEERING LIMITED, UDAIPUR
CASHFLOW STATEMENT FOR THE YEAR ENDED 31ST MARCH 2019


S.No.	Particulars	For the Year Ended	
		31-03-2019	31-03-2018
A	Cash flow from operating activities		
	Net profit before tax and extraordinary items	45,62,329	2,24,03,144
	Adjustment for:		
1	Depreciation	1,27,19,592	1,15,18,176
2	Financial Expenses	2,08,13,987	2,22,84,331
3	Other Incomes	-	-
4	Interest Received	-	-
		3,35,33,579	3,38,02,507
	Operating Profit Before Working Capital Changes	3,80,95,908	5,62,05,651
	Adjustment for:		
1	(Increase)/Decrease in Trade receivables	2,02,40,711	(3,73,30,710)
2	(Increase) / Decrease in Inventory	1,69,44,140	5,72,46,480
3	(Increase) / Decrease in Short term loan & Advances	(22,02,444)	26,40,806
4	(Increase) / Decrease in other Current assets	-	-
5	Increase / (Decrease) in Creditors	(3,61,04,859)	(3,29,27,317)
6	Increase / (Decrease) in Other Current Liabilities	(43,33,063)	(58,94,658)
7	Increase / (Decrease) in Short term Provisions	(1,22,88,901)	91,06,800
8	Income Tax Paid	(38,90,687)	(99,98,761)
9	Tax Adjustments	-	-
		(2,16,35,103)	(1,71,57,361)
	Add:- Extra ordinary - MICSE. EXP	(14,57,732)	(1,60,48,705)
	Net Cash From Operating Activities total (A)	1,50,03,073	2,29,99,585
B	Cash Flow from Investing activities		
1	Purchase of Fixed assets	(1,11,20,595)	(1,62,89,873)
2	Proceeds from Sale of Fixed Assets	-	-
3	(Increase) /Decrease in Investments	-	(1,00,000)
4	(Increase) / Decrease in long term loans & Adv.	(16,90,853)	16,88,345
5	Interest Received	-	-
		(1,28,11,449)	(1,47,01,528)
	Net Cash Flow from Investing Activities (B)	(1,28,11,449)	(1,47,01,528)
C	Cash Flow from Financing Activities		
1	Increase in Loans	1,66,59,490	1,68,33,898
2	Financials Expenses	(2,08,13,987)	(2,22,84,331)
3	Capital	-	-
4	Dividend Tax Paid	-	-
		(41,54,497)	(54,50,433)
	Net Cash flow from Financing Activities (C)	(41,54,497)	(54,50,433)
	Increase / (Decrease) in Cash and Cash Equivalents (A)+ (B)+ (C)	(19,62,872)	28,47,624
	Net increase / Decrease in Cash and Cash Equivalents	(19,62,872)	28,47,624
	Cash and Cash Equivalents (Opening)	45,95,514	17,47,889
	Cash and Cash Equivalents (Closing)	26,32,642	45,95,514
		(19,62,872)	28,47,625
	Cash and Cash equivalent comprises:		
	Cash in Hand	11,75,369	731765
	Cash at Bank in current account and deposit A/c	14,57,273	3863749
		26,32,642	45,95,514

For: M/s SAGAR GOLCHHA & Co.
 CHARTERED ACCOUNTANTS
 FIRM REG. NO. - 007755C

FOR : MEWAR HITECH ENGINEERING LTD.


 [CA Sagar Golchha]
 Proprietor
 [M.N.076797]
 Udaipur, 03 July 2019




 [C.S. Rathore]
 DIN - 01748904
 (Director)


 [Reena Rathore]
 DIN - 01748907
 (Director)

MEWAR HITECH ENGINEERING LIMITED


HAWA MAGRI INDUSTRIAL AREA, SUKHER, UDAIPUR (RAJ.)

Detail of Sundry Creditors as on 31/03/2019


STATEMENT- 1

F.Y. 2018-19

Sr. No.	Particulars	Total	0 to 45 Days	46 to 90 Days	91 to 180 Days	More Than 180 Days
1	Aadishwar Enterprise	3,10,458	0	0	0	3,10,458
2	Aastha Corporation	17,50,399	8,50,957	0	7,75,508	1,23,934
3	Adarsh Gases & Techno Industries	2,53,941	1,13,929	1,40,012	0	0
4	Adinath Enterprises	2,02,261	66,193	0	1,36,068	0
5	Adinath Petrochemicals	25,42,444	68,900	9,96,486	14,77,058	0
6	AE Conveyors India	26,90,951	26,90,951	0	0	0
7	Ahmedabad Electric Corporation	53,702	0	0	53,702	0
8	AMA Heatexchanger	3,56,520	3,56,520	0	0	0
9	Amba Mata Gas Service	1,50,291	38,790	12,695	0	98,806
10	AMI Enterprises	9,96,702	0	1,57,034	1,48,090	6,91,578
11	Amtech India	9,36,034	7,47,776	1,88,258	0	0
12	A.N Spring Engineering Co.	2,80,269	0	0	0	2,80,269
13	Apollo Conveyor P.Ltd	5,12,086	0	0	0	5,12,086
14	Arrow Industries	2,30,112	0	0	0	2,30,112
15	Ashtech Engineers	2,33,118	0	0	0	2,33,118
16	Associated Road Carriers Limited	23,671	23,671	0	0	0
17	Atlas Industries	8,17,661	0	0	0	8,17,661
18	Attari Traders	78,176	0	0	41,730	36,446
19	Bajargan Industries	30,07,242	8,84,788	6,29,810	14,92,644	0
20	Bhavick Enterprises	2,36,725	2,01,485	35,240	0	0
21	Bombay Hardware Store	2,97,752	1,29,370	20,900	1,47,482	0
22	Burhani Store	66,090	34,431	31,659	0	0
23	Capax Tool Craft, Vadodara	87,257	0	0	0	87,257
24	Chandel Bharat Gas	2,91,490	37,365	37,570	1,54,660	61,895
25	Classic Engineering Co.	7,32,219	7,32,219	0	0	0
26	Daga Bearings	3,80,636	2,16,902	56,409	76,212	31,113
27	Dave Spring & Engg. Co.	1,54,692	1,51,648	0	3,044	0
28	Dhanush Spring Industries	5,75,790	2,72,267	2,07,875	95,648	0
29	Dharma Industries	5,20,558	5,20,558	0	0	0
30	D & H Secheron Electrodes Pvt. Ltd.	1,56,704	0	1,56,704	0	0
31	Divyanshu Mittal & Associates (CS)	31,112	31,112	0	0	0
32	Dynamic Rubbers Pvt. Ltd.	2,55,584	0	0	73,426	1,82,158
33	Eastern Bearings Pvt. Ltd.	2,21,840	2,21,840	0	0	0
34	EGP Sales Corporation	1,557	1,557	0	0	0
35	E-Tech International	15,611	15,611	0	0	0
36	Fairdeal Traders	10,33,631	0	0	0	10,33,631
37	Finedge Engisols Pvt. Ltd.	55,000	0	0	0	55,000
38	FKL India Pvt.Ltd,Ahmedabad	4,77,085	1,52,229	4,130	3,20,726	0
39	Gartels Werke Limited	11,89,448	5,39,420	0	6,50,028	0
40	Golden Precision Products Pvt. Ltd.	1,64,728	0	0	0	1,64,728
41	Grand Polycoats Company Pvt. Ltd.	13,18,409	3,72,290	0	9,46,119	0
42	G.S.Trading Co.	2,15,745	66	2,15,679	0	0
43	Gulab Bohra Power Tools & Machineries	3,57,047	87,092	2,69,955	0	0
44	Gulab Bohra & Sons	1,50,558	18,408	19,349	1,12,801	0
45	Gulnaz Engraving	1,08,610	0	2,408	1,06,202	0
46	Hansraj Motors	40,605	8,950	3,593	28,062	0
47	Harsh Bearing Corporation	4,28,458	4,01,790	0	26,668	0
48	Hindustan Machinery	1,08,378	31,792	3,798	72,788	0
49	Hotel Radhika Palace	97,549	12,771	17,503	23,319	43,956




Sr. No.	Particulars	Total	0 to 45 Days	46 to 90 Days	91 to 180 Days	More Than 180 Days
50	Hotel the Archi	11,525	11,525	0	0	0
51	Hydac (India) Pvt. Ltd.	3,48,690	3,48,690	0	0	0
52	Indo Steel Engineers	2,88,797	0	0	2,88,797	0
53	Indtools Sales & Services	7,32,162	7,32,162	0	0	0
54	Industrial Rubber Spares	1,24,315	1,04,053	20,262	0	0
55	Interface Design Studio	1,29,600	1,29,600	0	0	0
56	International Iron Trading Co.	69,981	69,981	0	0	0
57	Jagruti Rubber Enterprise Pvt. Ltd.	66,080	0	38,350	27,730	0
58	Jai Shree Traders	1,36,384	0	0	1,635	1,34,749
59	Jay Somnath Brass Industries	22,29,625	70,541	2,56,147	1,94,139	17,08,798
60	JD Sales Corporation	10,38,476	0	0	10,31,702	6,774
61	Jeewaji Alloys	54,033	54,033	0	0	0
62	Jinendra Enterprise	2,15,775	1,61,637	54,138	0	0
63	Kakkar Steel Industries	70,007	0	0	70,007	0
64	Kalu Lal[Belt jointing],Chittorgarh	90,019	0	44,451	45,568	0
65	Karan Communication	47,600	0	10,400	36,400	800
66	Khanak Infosys	58,500	58,500	0	0	0
67	Khoj Alloys	922	922	0	0	0
68	Khushi Engineers,Ahmedbad	97,326	97,326	0	0	0
69	Khushi Enterprise	71,65,292	4,49,013	0	33,63,965	33,52,314
70	K S Industries	47,782	47,782	0	0	0
71	Kumud Marketers	1,26,408	0	0	0	1,26,408
72	Lokesh Transport Company	1,79,833	23,908	21,285	1,34,640	0
73	Mahadev Traders	3,67,759	45,784	99,828	30,043	1,92,104
74	Mahavir Enterprises	4,85,842	2,98,144	1,87,698	0	0
75	Maheshwari Agencies	2,26,199	0	0	2,26,199	0
76	Max Spare Limited	4,168	4,168	0	0	0
77	M.D. Hydraulics & Engineering	5,96,658	3,09,237	1,19,988	1,67,433	0
78	Mela Ram Forgings	16,03,413	11,12,140	4,91,273	0	0
79	Mewar Technocast Pvt. Ltd-Trading A/c	90,54,857	90,54,857	0	0	0
80	Mohd. Yaseen-Contractor	1,93,063	0	0	0	1,93,063
81	M.R. Trading Co.	4,13,318	0	0	0	4,13,318
82	M.S.Tools and Hardware,Udaipur	1,13,627	1,13,627	0	0	0
83	Murli Manohar Malasa , Indore	93,750	93,750	0	0	0
84	National Wire & Insulation Centre	71,121	0	48,235	22,886	0
85	New Mahalaxmi Saw Mills	5,415	5,415	0	0	0
86	Nisuka Industries Pvt. Ltd.	17,19,713	6,73,129	2,60,146	7,86,438	0
87	Noble Bearing & Tools Co.	78,052	73,544	4,508	0	0
88	Olaer Hydrauliks India P Ltd.	92,651	92,651	0	0	0
89	Om Shree Wire Netting (Om)	18,11,439	6,43,585	2,85,276	8,82,578	0
90	Parth Rubber Tech Pvt. Ltd.	44,604	44,604	0	0	0
91	PHP Poets It Solutions Pvt. Ltd.	49,140	49,140	0	0	0
92	Placebo Gears & Transmissions	1,54,822	0	0	0	1,54,822
93	P.P. Corporation	1,27,292	0	38,880	6,962	81,450
94	Prabhat Electricals	5,65,044	5,62,571	2,473	0	0
95	Prakash Brothers	54,751	12,099	0	42,652	0
96	Pratap Metals	3,10,040	3,10,040	0	0	0
97	Pratap & Sons	3,41,435	3,32,837	8,598	0	0
98	Premach Transmission	1,46,320	0	1,46,320	0	0
99	Premier Enterprises	4,16,627	0	0	4,16,627	0
100	Premier India Bearing Ltd	2,17,722	80,523	1,37,199	0	0
101	P S Enterprises,Udaipur	47,85,027	0	0	3,13,780	44,71,247



S. K. Singh

Sr. No.	Particulars	Total	0 to 45 Days	46 to 90 Days	91 to 180 Days	More Than 180 Days
102	Rajdhani Engineering Solutions	18,07,883	18,07,883	0	0	0
103	Rajshree Furniture	3,56,452	0	0	3,56,452	0
104	Raj Traders	3,93,453	0	0	2,75,398	1,18,055
105	Raj Trading Company	33,984	0	33,984	0	0
106	Ram Bilas Narinder Kumar	93,808	0	0	53,218	40,590
107	Rassa Wala Enterprises	92,13,156	57,32,162	34,80,994	0	0
108	Ravas Engineers	61,785	61,785	0	0	0
109	Ravi Enterprise	81,909	0	0	81,909	0
110	Rishabh International	12,17,262	1,37,679	2,35,312	8,44,271	0
111	R.K. Cargo Movers-Udaipur	68,245	0	0	0	68,245
112	Saagasa Hospitality	30,600	14,000	10,000	6,600	0
113	Sadhana Dresses	2,41,080	1,64,640	76,440	0	0
114	Sagar Golcha & Co.	2,70,300	0	0	0	2,70,300
115	Saif Steels	33,25,822	33,25,822	0	0	0
116	Sai Traders	67,090	0	0	0	67,090
117	SAM Technolgies	1,65,908	0	1,65,908	0	0
118	Saturn Tooling Solutions	1,35,315	72,220	0	16,344	46,751
119	Satyam Engineering	54,802	0	0	0	54,802
120	S.B.Steels	4,19,569	3,08,245	1,11,324	0	0
121	Shan Castings Pvt. Ltd.	1,37,36,370	82,70,514	27,26,137	27,39,719	0
122	Shikha Enterprises	66,802	66,802	0	0	0
123	Shiv Sainik Roadways	4,950	4,950	0	0	0
124	Shree Ambuja Stamping	1,10,861	8,403	55,988	46,470	0
125	Shree Ashapura Engineering (SSD)	4,50,093	1,45,578	77,466	2,27,049	0
126	Shree Bajrang Spring Works	1,58,467	0	0	0	1,58,467
127	Shree Bhawani Iron Works	1,94,296	1,56,598	37,698	0	0
128	Shree G.K.Steels	24,73,490	8,40,614	0	15,81,286	51,590
129	Shree Krishna Mohan Engineer Works	16,000	0	0	16,000	0
130	Shree Maheshwari Agencies,Beawer	7,66,085	2,03,904	0	0	5,62,181
131	Shree Manglam Industries	23,310	0	0	0	23,310
132	Shreenath Trading Company	3,62,495	0	0	74,340	2,88,155
133	Shreenath Trading Corporation	10,70,604	1,39,760	1,71,762	2,99,201	4,59,881
134	Shree Shakti Traders	1,76,542	0	0	0	1,76,542
135	Shree Shyam Engineering	67,386	0	0	0	67,386
136	Shree Shyam Logistics	1,85,719	1,21,572	64,147	0	0
137	Shri Ashapura Engineering	1,52,540	0	0	0	1,52,540
138	Shri Shiv Shakti Agency	8,04,607	6,42,003	24,190	1,38,414	0
139	Shri Shiv Shakti Gas Suppliers	61,596	61,596	0	0	0
140	Sidh Trading Co.	1,20,000	0	0	0	1,20,000
141	Soni Enterprises	10,71,917	3,19,097	51,973	7,00,847	0
142	S.P.Roadlines,Jaipur	14,949	14,949	0	0	0
143	SS Engineering,Udaipur	2,97,568	1,53,252	90,684	53,632	0
144	Star India Bearing Company	8,70,741	0	0	88,382	7,82,359
145	Sukanta Biswas - Contractor	96,471	0	0	96,471	0
146	Super Spring Mfg. Co.	5,41,266	0	0	0	5,41,266
147	SYN Bearing & Engineering Co.	5,67,478	0	0	0	5,67,478
148	Tex Tools	1,20,626	21,016	0	99,610	0
149	T.H. Electricals (Tahir Hussain)-Contractor	53,006	0	0	0	53,006
150	Timken India Limited	75,520	0	0	0	75,520
151	Trad Industries	4,74,138	37,600	65,360	2,34,147	1,37,031
152	Trinity Hydraulic Pvt Ltd	2,44,643	1,73,077	71,566	0	0
153	Udaipur Pran Group of Publicity	1,49,859	0	0	1,10,867	38,992



Sr. No.	Particulars	Total	0 to 45 Days	46 to 90 Days	91 to 180 Days	More Than 180 Days
154	UNI Trade India	34,24,455	20,59,317	37,599	1,86,700	11,40,839
155	Vans Transport Company	11,442	11,442	0	0	0
156	Vardhman Bearings	2,39,008	0	0	0	2,39,008
157	Vatika Tracom Pvt. Ltd.	78,03,686	9,85,812	11,02,698	36,00,315	21,14,861
158	Vedanta Law Chambers	1,00,350	1,00,350	0	0	0
159	Vely International	28,61,324	7,15,473	4,77,098	16,68,753	0
160	Vijay Sanitary Trading Co.	1,07,150	74,825	13,904	18,421	0
161	Vikas Engineering Works-Sukher	76,364	15,394	11,682	14,157	35,131
162	Vishal Paints	37,020	37,020	0	0	0
163	Vishal Print Vision	1,98,383	3,250	1,12,762	82,371	0
164	V.K. Industries (India)	6,75,164	31,978	0	3,43,144	3,00,042
165	Vrushabh Beltings Pvt. Ltd.	14,58,761	0	0	0	14,58,761
166	Welders Choice	6,51,447	3,72,737	2,78,710	0	0
167	Welding Accessories & Suppliers	3,20,015	98,530	86,901	1,34,584	0
168	Bigshare Service P.Ltd.	8,331	8,331	0	0	0
	Grand Total	12,42,61,625	5,38,25,346	1,51,54,809	2,92,41,238	2,60,40,232



S. M. M.

MEWAR HITECH ENGINEERING LIMITED


HAWA MAGRI INDUSTRIAL AREA, SUKHER, UDAIPUR (RAJ.)

Detail of Advance from Customer as on 31/03/2019

STATEMENT-2

F.Y. 2018-19

Sr. No.	Particulars	Total	0 to 45 Days	46 to 90 Days	91 to 180 Days	More Than 180 Days
1	Devi Udyog-Guwahati (Assam)	3,90,000	3,90,000	0	0	0
2	Dungar Singh Ranawat Udaipur	50,000	0	50,000	0	0
3	Golden Stone Crusher-Jhalawar (Raj.)	2,530	2,530	0	0	0
4	Hari Om Granites, Tikamgarh (M.P.)	2,00,000	0	0	0	2,00,000
5	Jaiprakash Associates Ltd.-Uttarkashi (U.K.)	28,36,271	28,36,271	0	0	0
6	Kanhaiya Stone Crusher-Lalitpur (U.P.)	1,69,000	0	0	0	1,69,000
7	Kankai Engineering Udhog-Nepal	2,41,265	2,41,265	0	0	0
8	Ketan Construction Co.-Porbandar (G.J.)	7,908	0	0	7,908	0
9	Kisan Stone Crushing Co.-Barmer (Raj.)	10,028	0	10,028	0	0
10	Koshraj Singh Stone Crusher-Dewas (M.P.)	9,42,296	9,42,296	0	0	0
11	Kurussumoottil Stone Crusher-Kannur (Kerala)	27,037	0	0	0	27,037
12	Laxmi Narayan Stone Mill-Mahoba (U.P.)	3,64,379	3,64,379	0	0	0
13	Lohardaga Saryoday Infrastructure-Lohardaga (JH)	32,70,200	5,00,000	9,00,000	15,00,000	3,70,200
14	Maa Durga Stone Crusher - Wardha (Maharashtra)	1,50,000	1,50,000	0	0	0
15	Maa Kali Stone Mill-Chitrakoot (U.P.)	3,83,780	3,00,000	83,780	0	0
16	Maha Maya Stone Crusher & Building Material Suplier	6,42,905	1,50,000	1,05,000	3,87,905	0
17	Naaraayani Sons P.Ltd.-Keonjha (Odisha)	8,24,290	8,24,290	0	0	0
18	NICT Technologies PVT. LTD	20,000	0	0	20,000	0
19	Om Granite-Chitrakoot (U.P.)	7,230	7,230	0	0	0
20	Prabhu Aggarwalla Construction Pvt. Ltd.-Guwahati	1,70,814	0	0	0	1,70,814
21	Praveen Chand Ramola-Uttarkashi (U.K.)	31,76,676	45,000	0	0	31,31,676
22	Rajiv Singh Constructions-Dharwad (K.N.)	2,939	2,939	0	0	0
23	Rajlaxmi Stone Crusher- Kolhapur (M.H.)	21,000	0	0	21,000	0
24	Roopam Crusher Rajsamand (Devi Singh Solanki)	1,51,000	1,00,000	51,000	0	0
25	Sai Shree Industries-Kumta (K.N.)	38,35,000	38,35,000	0	0	0
26	Sai Stone Crusher-Shedol (M.P.)	20,178	20,178	0	0	0
27	Saiyyad Akthar Ali, Ratlam, (MP)	1,10,662	1,10,662	0	0	0
28	Samruddhi Stone Crusher-Belgavi (K.N.)	1,00,000	1,00,000	0	0	0
29	Sandeep Builders-Narsinghpur (M.P.)	1,15,224	1,15,224	0	0	0
30	Sanwaria Seth Stone Crusher,Ajmer (Raj.)	4,130	0	0	2,360	1,770
31	Sengar Stone Crusher, Bhandar MP	11,00,000	0	0	11,00,000	0
32	Shree J.P. Khosla,Akola (M.H.)	80,038	13,365	0	0	66,673
33	Shree Raj Laxmi Enterprises-Khargone (M.P.)	4,248	0	0	4,248	0
34	Shri Bherav Stone Crusher-Pratapgarh (Raj.)	6,951	0	6,951	0	0
35	Shri Radhey Construction-Tikamgarh (M.P.)	4,63,480	0	0	0	4,63,480
36	Suman Minerals, Shadol (M.P.)	99,994	99,994	0	0	0
37	Supreme Granites-Jhansi (U.P.)	5,000	5,000	0	0	0
38	Sushil Stone Industries - Jhansi (U.P.)	3,06,160	0	0	3,06,160	0
39	Syed Akbar Pasha Contractor-Raichor (K.N.)	5,66,306	0	15,000	4,99,971	51,336
40	Unique Power Solution-Ranchi (J.H.)	21,48,594	21,48,594	0	0	0
41	Suspense A/c	3,57,713	0	0	0	3,57,713
42	Fatehlal Harkawat	2,00,000	0	0	0	2,00,000
43	Neha Shaktawat	2,00,000	0	0	2,00,000	0
44	Shiv Singh Rathore (Rawathbata)	2,23,400	0	0	0	2,23,400
Grand Total		2,40,08,626	1,33,04,217	12,21,759	40,49,552	54,33,099



MEWAR HITECH ENGINEERING LIMITED


HAWA MAGRI INDUSTRIAL AREA, SUKHER, UDAIPUR (RAJ.)

Detail of Sundry Debtors as on 31/03/2019


STATEMENT-3

F.Y. 2018-19

Sr. No.	Particulars	Total	0 to 45 Days	46 to 90 Days	91 to 180 Days	More Than 180 Days
1	AKS Overseas-Ludhiana (Punjab)	8,80,107	0	0	0	8,80,107
2	Angelique International Limited	31,460	0	0	0	31,460
3	Anjali Industries- Trivandrum (Kerala)	2,09,998	2,09,998	0	0	0
4	Appaji Infrastructure LLP-Kalaburagi (K.N.)	20,300	20,300	0	0	0
5	Aravali Steels-Udaipur (Raj.)	2,728	2,728	0	0	0
6	Associated Soapstone Distributing Company Pvt. Ltd.	31,283	31,283	0	0	0
7	Bajrang Stone Crusher, Baran (Raj.)	5,480	5,480	0	0	0
8	Balajee Infratech & Construction Pvt. Ltd.-Udaipur	48,204	48,204	0	0	0
9	Bhadral Stone Crusher, Jodhpur (Raj.)	1,14,633	0	0	0	1,14,633
10	Bharti Construction Works, Banswara (Raj.)	78,213	78,213	0	0	0
11	Birla Corporation Limited, Chanderia (Raj.)	3,22,031	0	0	0	3,22,031
12	Biruwa Construction Pvt. Ltd.-Nepal	1,89,297	0	0	0	1,89,297
13	Chaitanya International Minerals LLP-Udaipur (Raj.)	6,70,793	0	0	6,70,793	0
14	Chambal Stone Crusher-Bundi (Raj.)	9,24,299	4,54,486	1,14,908	3,54,905	0
15	Chandra Sikarwar Construction Co., Shajapur (MP)	53,57,159	0	0	53,57,159	0
16	Chouhan Construction-Salumber (Raj.)	45,733	0	0	0	45,733
17	Chundawat Mining-Pali	15,00,000	0	0	15,00,000	0
18	Darbar Stone Crusher, Indore (M.P.)	9,58,000	0	0	0	9,58,000
19	Deo Stones-Ri-Bhoi (Meghalaya)	28,93,616	16,86,992	0	12,06,624	0
20	Devkinandan Sharma-Rajsamand (Raj.)	13,028	0	0	0	13,028
21	Dilip Singh Chouhan, Bhilwara (Raj.)	18,886	0	0	0	18,886
22	Edward Hitech Engineering-Kottayam (Kerala)	12,30,478	61,489	8,39,066	3,29,923	0
23	Effizent Seele Pvt Ltd	59,705	59,705	0	0	0
24	Eklingnath Stone Crusher-Udaipur (Raj.)	13,700	0	0	0	13,700
25	ESSEN Construction-Bhandara (M.H.)	10,905	0	0	10,905	0
26	G.K.Mines-Khandwa (M.P.)	48,498	0	0	48,498	0
27	Gayatri Stone Crusher Plant-Chittorgarh (Raj.)	3,50,302	0	0	0	3,50,302
28	Golcha Inorganics Private Limited-Udaipur (Raj.)	6,17,389	0	0	0	6,17,389
29	Guru Kripa Spare Parts-Indore (M.P.)	5,90,426	5,90,426	0	0	0
30	Guru Kripa Stone Crusher-Khandwa (M.P.)	8,438	0	0	0	8,438
31	Guru Nanak Stone Crusher-Bhopal (M.P.)	5,00,000	0	0	5,00,000	0
32	H.S.Mehta Infra-JCC Infraprojects (JV)-Ajmer (Raj.)	9,440	0	0	9,440	0
33	Hills Cement Company Ltd-Jainta Hills (Meghalaya)	2,64,134	0	0	0	2,64,134
34	Himalaya Stone Crusher-Chakridadri (Haryana)	18,831	18,831	0	0	0
35	Hindustan Zinc Limited - Dariba Mines	7,12,500	0	0	7,12,500	0
36	Hindustan Zinc Limited - Zawar Mines	1,05,793	0	0	0	1,05,793
37	J.P. Sand Stone-Shivpuri (M.P.)	54,000	0	0	0	54,000
38	Jai Bhawani Stone-Jodhpur (Raj.)	8,440	0	0	0	8,440
39	Jai Durge Construction-Dewas (M.P.)	77,321	0	0	0	77,321
40	Jai Maa Santoshi Stone Crushing Company-Barmer	7,22,800	0	0	48,970	6,73,830
41	Jai Sri Hari Minerals-Ramgarh (JH)	5,70,028	5,70,028	0	0	0




Sr. No.	Particulars	Total	0 to 45 Days	46 to 90 Days	91 to 180 Days	More Than 180 Days
42	Jain Construction Company-Barmer (Raj.)	9,905	0	0	0	9,905
43	Jindal Saw Limited-Bhilwara (Raj.)	29,289	0	0	0	29,289
44	Jogania Mata Transport Company-Kota (Raj.)	44,41,170	0	0	0	44,41,170
45	Kanishka Traders - Datia (M.P.)	58,750	0	0	58,750	0
46	Kapil Manoria-Ashoknagar (M.P.)	9,891	0	0	2,596	7,295
47	Kingson Hi-Tech Industries	9,22,261	9,22,261	0	0	0
48	Krishna Stone Crushing Industries-Jhansi (U.P.)	11,22,000	11,22,000	0	0	0
49	Lavender Infrastructure Materials Ltd-Tanzania	4,75,242	0	0	70,483	4,04,759
50	M.S.Machinery Stone Crusher-Barmer (Raj.)	18,900	0	15,694	0	3,206
51	M/s Pronex-Cheenai (T.N.)	25,400	25,400	0	0	0
52	Maa Asavri Stone Kreshar,Sawaimadhopur (Raj.)	5,91,075	94,990	1,18,100	59,072	3,18,913
53	Maa Ashapura Stone Crusher, Bhilwara(Raj.)	32,000	0	0	0	32,000
54	Maa Dageshwari Stone Crusher-Kota (Raj.)	10,412	0	0	10,412	0
55	Maa Laxmi Aqua Water & Coal Pvt. Ltd., Indore (MP)	76,915	0	0	0	76,915
56	Maa Shakti Stone Crusher-Mandsaur (M.P.)	16,602	0	0	0	16,602
57	Maa Shakti Stone Crushing Company, Udaipur (Raj.)	6,69,767	2,61,582	4,08,185	0	0
58	Madhav Stone Crusher-Akola (M.H.)	61,470	0	61,470	0	0
59	Madhusudan Infratech-Mandsaur (M.P.)	5,001	5,001	0	0	0
60	Mahamaya Stone Crusher-Tikamgarh (M.P.)	25,700	0	0	0	25,700
61	Mahasethu Infra Project Pvt.Ltd-Khammam (Telangana)	61,38,326	0	0	0	61,38,326
62	Mahaveer Granite-Chitrakoot (U.P.)	3,14,649	3,14,649	0	0	0
63	Mangalam Cement Ltd.-Kota (Raj.)	2,49,528	76,464	1,73,064	0	0
64	Mangalam Stone Crusher-Agar (M.P.)	1,78,918	0	0	74,134	1,04,784
65	Material Handling Service-Udaipur (Raj.)	5,650	0	0	0	5,650
66	Mateshwari Crusher & Mines-Rajsamand (Raj.)	6,500	0	0	0	6,500
67	Mathura Stone Crushers Pvt. Ltd.(New)	81,811	0	0	81,811	0
68	Mathura Stone Crushers Pvt. Ltd.-Bharatpur (Raj.)	22,627	0	0	0	22,627
69	Mehar Stone Crusher-Jalore (Raj.)	56,352	56,352	0	0	0
70	Moti Lal Dhakad - Neemuch (M.P.)	21,382	21,382	0	0	0
71	Naveen Agarwal-Assam	14,682	0	0	0	14,682
72	Neelkanth Associates-Dhanbad (Jharkhand)	18,88,000	18,88,000	0	0	0
73	Neelkanth Stone Crusher-Chamoli (UK)	36,110	0	36,110	0	0
74	Nila Sandrock Granites P.Ltd.-Palaghat (Kerala)	1,51,88,077	57,951	0	61,89,581	89,40,545
75	Nitesh Stone Crusher-Seoni (M.P.)	13,629	13,629	0	0	0
76	Nuvco Vistas Corporation Ltd-Chittorgarh (Raj.)	8,98,320	8,98,320	0	0	0
77	Om Crashore Stone,Shivpuri(M.P)	37,669	0	0	0	37,669
78	P.D.Agrawal Infrastructure Ltd.-Indore (M.P.)	1,63,000	0	0	0	1,63,000
79	P.M.Group-Kasaragod (Kerala)	1,17,798	1,09,186	0	0	8,612
80	Pakhi Sand Manufacturing-Damoh (M.P.)	51,921	51,921	0	0	0
81	Palchowk Mai Infrastructure Pvt. Ltd.-Nepal	2,81,771	0	0	2,31,480	50,291
82	Param Udhog-Palanpur (G.J.)	10,69,400	10,69,400	0	0	0
83	Parihar Minerals and Crushers,Jodhpur (Raj.)	1,54,387	0	0	3,068	1,51,319



Sury

Sr. No.	Particulars	Total	0 to 45 Days	46 to 90 Days	91 to 180 Days	More Than 180 Days
84	Patidar Stone Crusher-Daloda (M.P.)	6,142	0	6,142	0	0
85	Pragati Lime & Chemicals-Jodhpur (Raj.)	33,409	0	0	0	33,409
86	Preet Singh Thakur-Sagar M.P.	15,98,780	15,98,780	0	0	0
87	Quadri Stone and Minerals-Bundi (Raj.)	4,64,579	4,64,579	0	0	0
88	Rachana Infratructure Ltd., Ahmedabad	1,21,624	0	0	0	1,21,624
89	Radha Krishna Minerals Industries-Katni (M.P.)	65,130	0	65,130	0	0
90	Radhey Radhey Granite-Tikamgarh (M.P.)	8,59,090	8,59,090	0	0	0
91	Rai Construction-Tikamgarh (M.P.)	1,65,582	0	0	1,65,582	0
92	Raisar Group Industry, Bikaner (Raj.)	34,899	0	0	12,626	22,273
93	Raju Patil Stone Crusher-Hubli (K.N.)	47,226	0	0	0	47,226
94	Ram Raja Granite-Orchha (M.P.)	45,402	0	0	0	45,402
95	Ravi Infra Build Project P.Ltd.-Udaipur (Raj.)	32,802	0	0	0	32,802
96	RCI Machinerics Pvt. Ltd.-Bangalore (K.N.)	13,55,165	0	0	13,55,165	0
97	Reshotel Solutions Pvt. Ltd.-Mumbai	64,800	0	64,800	0	0
98	Rewanchal Industries-Shahdol (M.P.)	23,070	0	0	0	23,070
99	Rishi Raj Granite Industry-Tikamgarh (M.P.)	1,83,200	0	0	0	1,83,200
100	Roop Crushers-Kota (Raj.)	3,146	0	0	0	3,146
101	Sai Buildcom-Baran (Raj.)	36,254	0	0	36,254	0
102	Sajilo Dhunga Udhyog Pvt Ltd - Nepal	3,000	3,000	0	0	0
103	Sangam Stone Minerals-Jhansi (U.P.)	6,40,572	6,40,572	0	0	0
104	Sanjar Stone Crushers- Neemuch (M.P.)	9,25,980	0	0	0	9,25,980
105	Sanjeev Hitech Industries-Malapuram (Kerala)	2,19,448	81,645	31,860	1,05,943	0
106	Sanskar Stone Crusher-Chakridadri (Haryana)	10,652	0	0	10,652	0
107	Shakti Minerals Pvt. Ltd.-Nepal	51,68,750	51,68,750	0	0	0
108	Sharma Enterprises	15,69,917	0	0	0	15,69,917
109	Shree Balaji Construction Co.-Jodhpur (Raj.)	5,69,290	5,69,290	0	0	0
110	Shree Cement Limited (Unit-IX)-Jaitaran (Raj)	83,898	0	0	0	83,898
111	Shree Gautam Construction Co. Ltd.-Rayang (Arun.P.)	6,733	0	0	0	6,733
112	Shree Kalyan Innovator and Panurgy Logics-Udaipur	19,627	0	0	0	19,627
113	Shree Ramdev Stone Crusher-Jalore (Raj.)	20,301	0	0	0	20,301
114	Shree Roop Stone Crushing Co.-Kota (Raj.)	20,009	0	0	0	20,009
115	Shreenath Crushing Plant, Udaipur (Raj.)	4,36,534	2,84,734	0	1,51,800	0
116	Shri Bhairavnath Stone Crusher-Ahmednagar (M.H.)	2,92,174	2,14,760	77,414	0	0
117	Shri Ganesh Aggregates-Sri Ganganagar (Raj.)	9,826	0	0	9,826	0
118	Shri Ram Stone Crusher	2,99,520	0	0	0	2,99,520
119	Shri Stone Crusher Metal-Wardha (M.H.)	1,552	1,552	0	0	0
120	Sigma Minerals Ltd.,Jodhpur (Raj.)	96,148	0	0	0	96,148
121	Srei Equipment Finance Ltd.-Jamshedpur (Jharkhand)	11,42,005	0	0	11,42,005	0
122	Sri K B Blue Metals -Vellore (Tamil Nadu)	41,541	0	41,541	0	0
123	Sri Nandhi Industries-Bangalore (K.N.)	92,39,534	0	0	45,00,000	47,39,534
124	Sukh Bagwan Crushing Plant,Bhinder (Raj.)	75,219	0	0	0	75,219
125	Sumer Singh Khinchee, Shajapur (M.P.)	35,306	0	0	0	35,306
126	Suprime Stone Industries, Bhilwara (Raj.)	5,05,402	5,05,402	0	0	0
127	The India Cements Ltd-Banswara (Raj.)	4,69,490	2,71,958	1,97,532	0	0
128	Tridev Stone Crusher, Lalitpur (UP)	12,45,000	0	0	12,45,000	0
129	Uday Mines-Indore (M.P.)	16,82,535	0	0	16,82,535	0



Sagar

Sr. No.	Particulars	Total	0 to 45 Days	46 to 90 Days	91 to 180 Days	More Than 180 Days
130	Umesh Construction-Pratapgarh (Raj.)	9,000	9,000	0	0	0
131	United Stone Crushers-Jaipur (Raj.)	1,02,502	0	1,02,502	0	0
132	Vande Matram Gitti Udyog-Orchha (M.P.)	97,96,659	90,88,596	7,08,063	0	0
133	Vijay Laxmi Stone Crusher, Dhar (M.P.)	12,272	0	0	0	12,272
134	Vinayak Construction Company - Rajgarh (MP)	4,704	0	0	0	4,704
135	Wolkem India Ltd., Amliya Divison, Sirohi	3,46,840	0	41,300	66,364	2,39,176
136	Wolkem Industries Ltd.-Udaipur (Raj.)	17,228	17,228	0	0	0
139	Rathore Infra	23,800	23,800			
	Grand Total	9,61,63,901	3,06,29,387	31,02,881	2,80,14,856	3,44,16,777




S. M. W.

MEWAR HI-TECH ENGINEERING LIMITED
1-HAWA MAGRI, INDUSTRIAL AREA, SUKHER, UDAIPUR (RAJ.)
DETAIL OF ADVANCE TO SUPPLIER AS ON 31.03.2019

STATEMENT-4

F.Y. 2018-19

Sr. No.	Particulars	Total	0 to 45 Days	46 to 90 Days	91 to 180 Days	More Than 180 Days
1	Aahuti Project (India) Private Limited	6,944	6,944	0	0	0
2	Amtech Electronics (India) Ltd.	34,284	0	0	0	34,284
3	Anand Tubes Pvt. Ltd.	4,193	0	0	0	4,193
4	Avis Metal Industries Limited	19,544	0	0	0	19,544
5	Balaji Traders,Udaipur	1,54,874	0	0	0	1,54,874
6	Banswara Golden Transport Co.	2,500	2,500	0	0	0
7	Bhag Chand Jain	18,760	0	0	18,760	0
8	Bhajianka Ispat P Ltd	49,766	0	0	0	49,766
9	Bhati Goods Transport Co.	35,480	790	33,570	1,120	0
10	B.K.P.Engineering & Constructions	20,100	0	20,100	0	0
11	BNI India Enterprises Pvt. Ltd.	35,282	0	0	0	35,282
12	Care Ratings Limited	3,000	3,000	0	0	0
13	Choudhary Transport Carrier	9,005	9,005	0	0	0
14	Confident Technologies	16,000	0	0	0	16,000
15	Deepa Agencies	14,900	0	0	0	14,900
16	Dmoksh Media Network	2,95,368	0	0	0	2,95,368
17	Du Lub System	9,450	0	0	0	9,450
18	Electro Magnetic Industries	5,013	0	0	0	5,013
19	Gautam Industries	1,00,000	0	0	0	1,00,000
20	Gopal Enterprises-Batala (PB)	13,28,600	0	0	0	13,28,600
21	Hans Products	27,966	0	27,966	0	0
22	Hind Enterprises	59,800	0	0	0	59,800
23	Hind Machinery & Hardware Mart	76,866	46,721	30,145	0	0
24	Hind Traders	92,000	0	0	0	92,000
25	Imagi Sales Technologies P. Ltd	35,400	0	0	29,500	5,900
26	Indiamart Intermesh Ltd	19,352	19,352	0	0	0
27	Indra Security Pvt. Ltd.	2,227	0	0	2,227	0
28	Infocom Network Ltd.	62,340	0	0	62,340	0
29	Jacktech Hydraulics	56,195	56,195	0	0	0
30	Jaipur Golden Transport Co. Pvt. Ltd.	1,258	1,258	0	0	0
31	Jay Yogeshwar Machinery Tradesh	12,902	12,902	0	0	0
32	Kamini Insulation Centre	5,328	5,328	0	0	0
33	Khandelwal Transport Co.	12,060	0	0	12,060	0
34	Kisco Casting (India) Ltd.	59,999	59,999	0	0	0
35	Lakshmi Kumaran & Sridharan - Excise Consultant	10,000	0	0	10,000	0
36	Laxmi Engineers-Jodhpur	4,50,160	0	0	0	4,50,160
37	Lexus Hydrautech	61,250	0	0	0	61,250
38	Lohiya Suppliers	8,208	0	0	8,208	0
39	Madhuvan Iron Pvt. Ltd.	5,094	0	0	0	5,094
40	Mahesh Kumar Chhillar	25,000	0	0	0	25,000
41	Manisha Jagwan	25,000	0	0	0	25,000
42	Manish Mogra-Advocate	1,32,000	0	0	1,32,000	0
43	Mark Hydrauliks	87,455	87,455	0	0	0
44	Mechneers India	33,360	0	0	33,360	0
45	Megwin Global Solution Pvt Ltd	44,420	0	0	44,420	0
46	M.P.K. Steels (I) Pvt. Ltd.	4,745	0	0	0	4,745
47	Mustak-Broker	2,000	0	2,000	0	0
48	Narendra Chittora - Advocate	10,000	0	10,000	0	0
49	Narendra Gehlot-Contractor	1,05,747	0	0	0	1,05,747
50	Natraj Electricals	3,169	3,169	0	0	0
51	Neelam Packer's & Movers	4,360	0	0	0	4,360



SAGAR GOLCHHA & Co.
AUDITED
M.No. 076797
Chartered Accountants

(Signature)

Sr. No.	Particulars	Total	0 to 45 Days	46 to 90 Days	91 to 180 Days	More Than 180 Days
52	New Hoshiyarpur Bombay Carrier	35,440	35,440	0	0	0
53	Northtree Support Service	1,23,550	73,550	50,000	0	0
54	Om Rubber Industries	36,761	0	0	0	36,761
55	Pratik Enterprises	3,400	0	0	0	3,400
56	Prayushi Jain- Excise Consultant	1,800	0	0	0	1,800
57	Prompt Infracom Pvt. Ltd.	88,500	88,500	0	0	0
58	Rajasthan Commercial House	1,43,327	0	0	0	1,43,327
59	Rajasthan Ispat Udyog	1,524	1,524	0	0	0
60	Ram Naresh Yadav-Contractor	1,23,000	0	0	0	1,23,000
61	Right Angles	28,000	0	0	28,000	0
62	R K Manufacturing Co. Ltd	26,00,000	0	0	0	26,00,000
63	Rohit Electricals	43,672	0	0	0	43,672
64	Rudramany Infra Pvt. Ltd.	50,000	50,000	0	0	0
65	Safexpress Private Limited	59,221	22,704	0	16,955	19,562
66	SGS India Private Limited	19,040	0	0	0	19,040
67	Shiv Kripa Transport Co.	37,720	0	0	0	37,720
68	Shri Boot Bhavani Industrial Automation	1,23,750	0	0	0	1,23,750
69	Shubham Hydraulics	37,980	0	0	0	37,980
70	Skylark Studio-Kolkata	1,00,000	0	0	0	1,00,000
71	S.R.K Tools Industries	7,717	0	0	0	7,717
72	Sunil Forging & Steel Industries Unit-II	83,144	83,144	0	0	0
73	Synet Global Technologies	1,592	0	0	1,592	0
74	The Living Space	84,960	0	44,960	40,000	0
75	Togi Engineering Works	27,000	0	0	0	27,000
76	Transport Carring Corporation	9,931	0	0	0	9,931
77	Udaipur Chamber Of Commerce & Industry	5,000	590	2,360	2,050	0
78	Vindya Engineering	1,43,060	1,43,060	0	0	0
79	Vraj Gears	15,000	0	0	0	15,000
80	Web Search Solution	35,000	35,000	0	0	0
	Grand Total	77,67,813	8,48,130	2,21,101	4,42,592	62,55,990



Splmoy



SAGAR GOLCHHA & Co.

CHARTERED ACCOUNTANTS

Office :- 21, 33 OSTWAL NAGAR, SUNDERWAS, UDAIPUR-313001

Ph :- 0294-2494475, 09829401815, e-mail casagarit@yahoo.in

INDEPENDENT AUDITOR'S REPORT

To the Members of Mewar Hi-Tech Engineering Limited, Udaipur

Report on the Financial Statements

Opinion

We have audited the accompanying financial statements of Mewar Hi-Tech Engineering Limited, Reg. Off :- 1- Hawa Magri, Industrial Area, Sukher, Udaipur ("the Company"), which comprise the Balance Sheet as at 31st March, 2019, the Statement of Profit & Loss (including other comprehensive income) and the Cash Flow Statement for the year then ended, and notes to the financial statements, including a summary of significant accounting policies and other explanatory information.


In our opinion and to the best of our information and according to the explanations given to us, the aforesaid financial statements give the information required by the Act in the manner so required and give a true and fair view in conformity with the accounting principles generally accepted in India, of the state of affairs of the Company as at March 31, 2019, and profit/loss and its cash flows for the year ended on that date. [Subject to comments in Note-1 & 2 of Accounting Policy & Note on Account]

Basis for Opinion

We conducted our audit in accordance with the Standards on Auditing (SAs) specified under section 143(10) of the Companies Act, 2013. Our responsibilities under those Standards are further described in the Auditor's Responsibilities for the Audit of the Financial Statements section of our report. We are independent of the Company in accordance with the Code of Ethics issued by the Institute of Chartered Accountants of India together with the ethical requirements that are relevant to our audit of the financial statements under the provisions of the Companies Act, 2013 and the Rules there under, and we have fulfilled our other ethical responsibilities in accordance with these requirements and the Code of Ethics. We believe that the audit evidence we have obtained is sufficient and appropriate to provide a basis for our opinion.

Key Audit Matters

Key audit matters are those matters that, in our professional judgment, were of most significance in our audit of the consolidated financial statements of the current period. These matters were addressed in the context of our audit of the consolidated financial statements as a whole, and in forming our opinion thereon, and we do not provide a separate opinion on these matters.



The following has been considered as Key Audit Matters:-

- ❖ The company has borrowed loan from Dewan Housing Financial Corporation Ltd. against hypothecation of house of Director Shri C.S. Rathore and Smt Reena Rathore and the same has been considered under the head unsecured in the Balance Sheet. In our opinion, being a borrower said loan should be considered as secured.
- ❖ On the basis of books of account it is observed that the company has irregular in deposits statutory dues viz GST, TDS, I.Tax. In our opinion persuasive steps required to avoid the interest/ huge penalty and prolonged litigation.
- ❖ The Commercial Taxes Department (Now GST) has raised net demand of Rs 8321580 vide order passed for F.Y.2016-17 dated 07.01.2019 on account of non submission of C-Forms, there is no provision in the books of account. In our opinion considering the quantum of demand either company should take initiative action with regard to submission of prolonged pending C-Forms or made provision for liability.
- ❖ Investment of Rs. 559467 in the name of M/s Kingson Africa P. Ltd. brought forwarded since long year, we have not got letter of confirmation during the course of audit.
- ❖ The large amount incurred on account of R & D expenses i.e. Rs. 5278159/- during the year, the incurred expenses has to be w/off within 10 years. Considering the perpetual nature of expenses, in our opinion certificate from appropriate valuer should be taken to justify incurred expenses.

Management's Responsibility for the Financial Statements

The Company's Board of Directors is responsible for the matters stated in section 134(5) of the Companies Act 2013 ("the Act") with respect to the preparation of these financial statements that give a true and fair view of the financial position, financial performance and cash flow of the Company in accordance with the accounting principles generally accepted in India, including the Accounting Standards referred specified under section 133 of the Act, read with Rule 7 of the Companies (Accounts) Rules, 2014. This responsibility also includes the maintenance of adequate accounting records in accordance with the provisions of the Act for safeguarding of the assets of the Company and for preventing and detecting the frauds and other irregularities; selection and application of appropriate accounting policies; making judgments and estimates that are reasonable and prudent; and design, implementation and maintenance of adequate internal financial controls that were operating effectively for ensuring the accuracy and completeness of the accounting records, relevant to the preparation and presentation of the financial statements that give a true and fair view and are free from material misstatement, whether due to fraud or error.

In preparing the financial statements, management is responsible for assessing the Company's ability to continue as a going concern, disclosing, as applicable, matters related to going concern and using the going concern basis of accounting unless management either intends to liquidate the Company or to cease operations, or has no realistic alternative but to do so.

That Board of Directors is also responsible for overseeing the company's financial reporting process.



Auditors' Responsibility

Our objectives are to obtain reasonable assurance about whether the financial statements as a whole are free from material misstatement, whether due to fraud or error, and to issue an auditor's report that includes our opinion. Reasonable assurance is a high level of assurance, but is not a guarantee that an audit conducted in accordance with SAs will always detect a material misstatement when it exists. Misstatements can arise from fraud or error and are considered material if, individually or in the aggregate, they could reasonably be expected to influence the economic decisions of users taken on the basis of these financial statements.


Other Matter

We did not audit/obtained the financial statements/ information of three branches (Aasam, Belgaon and Jhansi) as at 31st March 2019 and the total figures incorporated in the books of account for the year ended on that date, the disclosures included in respect of branches, is based solely on the information provided management in the books of account.

Our opinion is not modified in respect of these matters.

Report on Other Legal and Regulatory Requirements

1. As required by the Companies (Auditor's Report) Order, 2016 ("the Order") issued by the Central Government of India in terms of sub-section (11) of section 143 of the Act, we give in the "Annexure B " a statement on the matters specified in the paragraph 3 and 4 of the Order, to the extent applicable.
2. As required by Section 143 (3) of the Act, we report that:-
 - (a) We have sought and obtained all the information and explanations which to the best of our knowledge and belief were necessary for the purposes of our audit.
 - (b) In our opinion, proper books of account as required by law have been kept by the Company so far as it appears from our examination of those books.
 - (c) The Balance Sheet, and the Statement of Profit and Loss and the cash flow statement dealt with by this Report are in agreement with the books of account.
 - (d) In our opinion, the aforesaid financial statements comply with the Accounting Standards specified under Section 133 of the Act, read with Rule 7 of the Companies (Accounts) Rules, 2014.
 - (e) On the basis of the written representations received from the directors as on 31st March 2019 taken on record by the Board of Directors, none of the directors is disqualified as on 31st March 2019 from being appointed as a director in terms of Section 164 (2) of the Act.




Contd.....Independent Auditor's Report
of Mewar Hi-Tech Engineering Limited, Udaipur As At 31.03.2019

- (f) With respect to the adequacy of the internal financial control over financial reporting of the company and the operating effectiveness of such control, refer to our separate Report in "Annexure A". Our report expresses an opinion on the adequacy and operating effectiveness of the Company's internal financial controls over financial reporting.
- (g) With respect to the other matters to be included in the Auditor's Report in accordance with Rule 11 of the Companies (Audit and Auditors) Rules, 2014, in our opinion and to the best of our information and according to the explanations given to us:-
- i. The Company does not have any pending litigation on its financial position in its financial statement.
 - ii. The Company did not have any long-term contracts including derivative contracts for which there were any material foreseeable losses.
 - iii. There were no amounts which required to be transferred by the Company to the Investor Education and Protection Fund.

Place: Udaipur
Dated: July 3, 2019

For: SAGAR GOLCHHA & CO.
Chartered Accountants
Firm Regn No.- 007755C



[CA. Sagar Golchha]
M.No.- 076797
Proprietor

The Annexure - A referred to in our Independent Auditors' Report to the members of the Mewar Hi-Tech Engineering Limited, Udaipur on the financial statements for the year ended 31 March 2019, we report that:

Report on the Internal Financial Controls under Clause (i) of Sub-section 3 of Section 143 of the Companies Act, 2013 ("the Act")

We have audited the internal financial controls over financial reporting of **Mewar Hi-Tech Engineering Limited** ("the Company") as of 31 March 2019 in conjunction with our audit of the standalone financial statements of the Company for the year ended on that date.

Management's Responsibility for Internal Financial Controls


The Company's management is responsible for establishing and maintaining internal financial controls based on the internal control over financial reporting criteria established by the Company considering the essential components of internal control stated in the Guidance Note on Audit of Internal Financial Controls over Financial Reporting issued by the Institute of Chartered Accountants of India (ICAI). These responsibilities include the design, implementation and maintenance of adequate internal financial controls that were operating effectively for ensuring the orderly and efficient conduct of its business, including adherence to company's policies, the safeguarding of its assets, the prevention and detection of frauds and errors, the accuracy and completeness of the accounting records, and the timely preparation of reliable financial information, as required under the Companies Act, 2013.

Auditors' Responsibility

Our responsibility is to express an opinion on the Company's internal financial controls over financial reporting based on our audit. We conducted our audit in accordance with the Guidance Note on Audit of Internal Financial Controls over Financial Reporting (the "Guidance Note") and the Standards on Auditing, issued by ICAI and deemed to be prescribed under section 143(10) of the Companies Act, 2013, to the extent applicable to an audit of internal financial controls, both applicable to an audit of Internal Financial Controls and, both issued by the Institute of Chartered Accountants of India. Those Standards and the Guidance Note require that we comply with ethical requirements and plan and perform the audit to obtain reasonable assurance about whether adequate internal financial controls over financial reporting was established and maintained and if such controls operated effectively in all material respects.

Our audit involves performing procedures to obtain audit evidence about the adequacy of the internal financial controls system over financial reporting and their operating effectiveness. Our audit of internal financial controls over financial reporting included obtaining an understanding of internal financial controls over financial reporting, assessing the risk that a material weakness exists, and testing and evaluating the design and operating effectiveness of internal control based on the assessed risk. The procedures selected depend on the auditor's judgment, including the assessment of the risks of material misstatement of the financial statements, whether due to fraud or error.

We believe that the audit evidence we have obtained is sufficient and appropriate to provide a basis for our audit opinion on the Company's internal financial controls system over financial reporting.



Contd.....The Annexure - A referred to in our Independent Auditors' Report to the members of the Mewar Hi-Tech Engineering Limited, Udaipur on the financial statements for the year ended 31 March 2019, we report that:

Meaning of Internal Financial Controls over Financial Reporting

A company's internal financial control over financial reporting is a process designed to provide reasonable assurance regarding the reliability of financial reporting and the preparation of financial statements for external purposes in accordance with generally accepted accounting principles. A company's internal financial control over financial reporting includes those policies and procedures that (1) pertain to the maintenance of records that, in reasonable detail, accurately and fairly reflect the transactions and dispositions of the assets of the company; (2) provide reasonable assurance that transactions are recorded as necessary to permit preparation of financial statements in accordance with generally accepted accounting principles, and that receipts and expenditures of the company are being made only in accordance with authorizations of management and directors of the company; and (3) provide reasonable assurance regarding prevention or timely detection of unauthorized acquisition, use, or disposition of the company's assets that could have a material effect on the financial statements.

Inherent Limitations of Internal Financial Controls Over Financial Reporting


Because of the inherent limitations of internal financial controls over financial reporting, including the possibility of collusion or improper management override of controls, material misstatements due to error or fraud may occur and not be detected. Also, projections of any evaluation of the internal financial controls over financial reporting to future periods are subject to the risk that the internal financial control over financial reporting may become inadequate because of changes in conditions, or that the degree of compliance with the policies or procedures may deteriorate.

Opinion

In our opinion, the Company has, in all material respects, an adequate internal financial controls system over financial reporting and such internal financial controls over financial reporting were operating effectively as at 31 March 2019, based on the internal control over financial reporting criteria established by the Company considering the essential components of internal control stated in the Guidance Note on Audit of Internal Financial Controls Over Financial Reporting issued by the Institute of Chartered Accountants of India. [Subject to comments in Note-1 & 2 of Accounting Policy & Note On Account]

Place: Udaipur
Dated: July 3, 2019

For: SAGAR GOLCHHA & CO.
Chartered Accountants
Firm Regn No.- 007755C



[Signature]
CA. Sagar Golchha]
M.No.- 076797
Proprietor

The Annexure - B referred to in our Independent Auditors' Report to the members of the Mewar Hi-Tech Engineering Limited on the financial statements for the year ended 31 March 2019, we report that:

The Annexure referred to in Independent Auditors' Report to the members of the Company on the standalone financial statements for the year ended 31 March 2019, we report that:

1. In respect of fixed assets:

- a. The Company has maintained proper records showing full particulars, including quantitative details and situation of fixed assets.
- b. As explained us, the fixed assets have been physically verified by the management according to a phase programmed, which in our opinion is reasonable having regard to the size of the company and nature of its assets. According to the information and explanations given to us, no material discrepancies were noticed on such verification.
- c. According to the information and explanations given to us, the title deeds of immovable properties are held in the name of the company, and the same have been disclosed as fixed assets in the financial statement. Details are as under:-


Particulars of assets	Date of Purchases	Description	Mortgage / Pledged	Book Value As On 31.03.2019 (Rs.)
Factory Land	26.06.2008	Araji No.1863/414 Area 0.21 Hectare	With Corporation Bank	11318796/-
Factory Land	18.06.2010	Araji No.1862/414 Area 3 Bigha's	With Corporation Bank	

2. In respect of Inventories:-

As explained to us, the inventories (excluding third parties) were physically verified during the year by the management at reasonable intervals and according to the information and explanations given to us, no material discrepancies were noticed on physical verification.

However, in our observation, it is found that the company needs significant method to maintain inventory records. The persuasive inventory record must be maintained on account of proper verification and safeguard of the company. In our opinion the maintained records is insufficient hence we have not verified. The management has valued / verified inventory taken in the Balance Sheet.

It is observed that no record have been produced for our verification of service work in progress, hence not verified. There is no service (repairing / job) in WIP at the end of the year.




Contd.....The Annexure - B referred to in our Independent Auditors' Report to the members of the Mewar Hi-Tech Engineering Limited on the financial statements for the year ended 31 March 2019, we report that:

3. The Company has not granted any loans, secured or unsecured to companies, firms, limited liability partnership or other parties covered in the register maintained under Section 189 of the Companies Act, 2013 except interest free loan of Rs 1900000/- given to Mr. Lakhna Poswal during the year. Besides that no provision has been made for interest with regard to brought forwarded loans shown in Note-2.11 (a) of Rs. 1819721/-
4. In our opinion and according to the information and explanations given to us, the Company has complied with the provisions of section 185 and 186 of the Act, with respect to the loans and investments made.
5. According to the information and explanations given to us and record of the company examined by us, the Company has not accepted any deposits from the public during the year. The company has complied with the provision of sec. 73 to 76 or any other relevant provisions of the Companies Act, 2013.
6. The Central Government has not prescribed the maintenance of cost records under section 148(1) of the Act, for any of the services rendered by the Company.
7. a. According to the information and explanations given to us and on the basis of our examination of the records of the Company, amounts deducted/ accrued in the books of account in respect of undisputed statutory dues including GST, Income Tax, TDS and other material statutory dues have been noticed irregular to deposits during the year by the Company with the appropriate authorities.

According to information and explanations given to us, the following statutory dues were in arrears as at 31 March 2019 for a period of more than six months from the date they became payable.

S.No.	Nature of dues	Amount outstanding as on 31.03.2019 (Rs.)	Amount Pending more than six months (Rs.)	Related period	Remarks
1	TDS	1524518	920011	FY 18-19	
2	TCS	114551	8854	FY 18-19	
3	ESI Payable	118966	--	FY 18-19	
4	PF Payable	378578	--	FY 18-19	
5	GST (Net)	6872732	18027	FY 18-19	
6	VAT	64399	64399	FY 17-18	
7	Service Tax	833662	833662	FY 16-17	
8	Income Tax For A.Y. 2019-20 [Provision made in books]	1500000	750000		Considered for two quarter June 18 and Sept 18



Contd.....The Annexure - B referred to in our Independent Auditors' Report to the members of the Mewar Hi-Tech Engineering Limited on the financial statements for the year ended 31 March 2019, we report that:

b. According to the information and explanations given to us, details of dues is payable which has been quantified by the any Govt. Authority.

Name of the statute	Nature of dues	Amount Payable (in Rs)	Period to which the amount relates (F.Y.)	Forum where dispute is pending /Remarks
Income Tax	Tax and interest	458050	2012-13	CIT-appeal, Udaipur
Income Tax	Tax and interest	661924	2013-14	CIT-appeal, Udaipur
Income Tax	Tax and interest	11530	2014-15	Demand due
Income Tax	Penalty U/s 271BA	80000	2013-14	CIT-appeal, Udaipur
VAT /CST	Declaration Forms and others	5343735	2014-15	Related to non submission of forms
VAT/CST	Declaration Forms and others	8321580	2016-17	Related to non submission of forms

8. According to the records of the company examined by us and the information and explanation given to us, the company has not defaulted in repayment of dues to financial institutions or Bank.
9. The Company did not raise any money by way of initial public offer or further public offer (including debt instruments) and term loans during the year. Accordingly, clause (ix) of the Order is not applicable.
10. During the course of our examination of the books and records of the company, carried out in accordance with the generally accepted auditing practices in India and according to the information and explanations given to us, we have neither come across any instance of fraud on or by the company, notice or reported during the year, nor we have been informed of such case by the management.
11. Managerial remuneration has been paid / provided in accordance with the requisite approvals mandated by the provisions of section 197 read with schedule V to the Companies Act.
12. In our opinion and according to the information and explanations given to us, the Company is not a Nidhi company. Accordingly, clause (xii) of the Order is not applicable.




Contd.....The Annexure - B referred to in our Independent Auditors' Report to the members of the Mewar Hi-Tech Engineering Limited on the financial statements for the year ended 31 March 2019, we report that:

13. All transactions with the related parties are in compliance with Section 188 and 177 of Companies Act, 2013 where applicable and the details have been disclosed in the Financial Statements etc. as required by the accounting standards and Companies Act, 2013.
14. The company has not made any preferential allotment / private placement of shares or fully or partly convertible debentures during the year under review. Accordingly, clause (xiv) of the Order is not applicable.
15. The company has entered into non-cash transactions with directors or persons connected with him.
16. The Company is not required to be registered under section 45-IA of the Reserve Bank of India Act 1934.

Place: Udaipur
Dated: July 3, 2019

For: SAGAR GOLCHHA & CO.
Chartered Accountants
Firm Regn No.- 007755C



[Signature]
CA. Sagar Golchha]
M.No.- 076797
Proprietor